

Study NUMBERS 1-10!

Practice Time

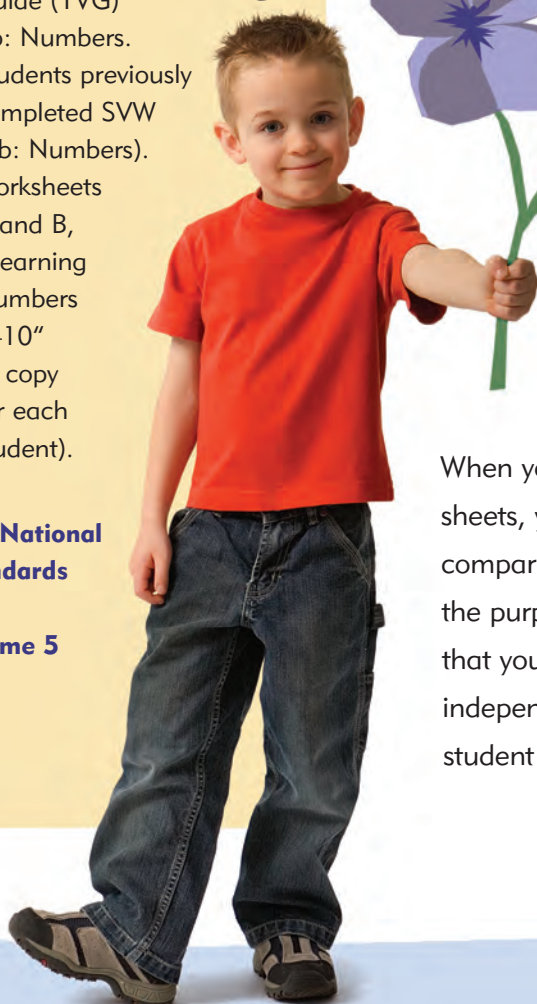
Objectives...

- Practice ASL numbers 1–10.
- Follow directions.
- Practice number concepts.

Materials Needed...

- Teacher's Vocabulary Guide (TVG) 5b: Numbers.
- Students previously completed SVW (5b: Numbers).
- Worksheets A and B, "Learning Numbers 1–10" (1 copy for each student).

See National Standards for Volume 5



Get ready to count! This activity involves American Sign Language (ASL) numbers 1–10. Since your students have previously completed other lessons and activities related to learning the ASL numbers, you may like to use the following worksheet for the purpose of assessment.

presentation

Have your students review their previously completed student vocabulary worksheet (5b: numbers), in preparation for completing the "Learning Numbers 1–10" worksheets A and B. When your students are ready, distribute copies to each student.

When your students have completed their worksheets, you might like to have them pair up and compare their answers. If you are using this for the purpose of assessment, it is recommended that you have students complete the worksheets independently and then collect them as each student finishes.

Study NUMBERS 1-10!

by following the directions for each item...

A. Circle




butterflies:



B. Draw



MORE
houses:



C. Color



MORE
balls:



D. Draw



stars:



E. Circle



flowers:



F. Color




apples red:



G. Circle




trees:



H. Draw



car:



I. Circle



bees:



J. Color



MORE blocks:

